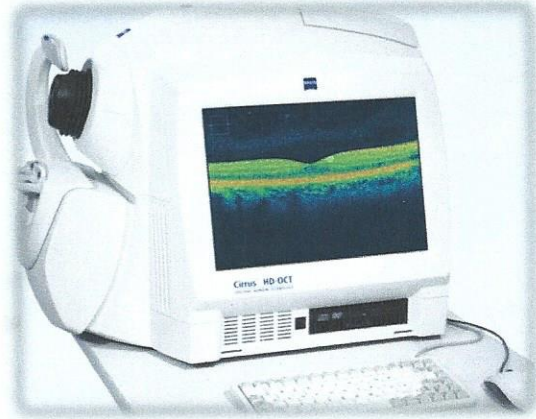


**Two Powerful Tools to Fight Eye Diseases**

**Fundus Photography – RETINA PHOTO**

**Cirrus HD OCT – RETINA IMAGING**



**EARLIEST DETECTION OF DISEASE IS THROUGH REGULAR EYE EXAMS, PHOTO'S, AND OCT's**

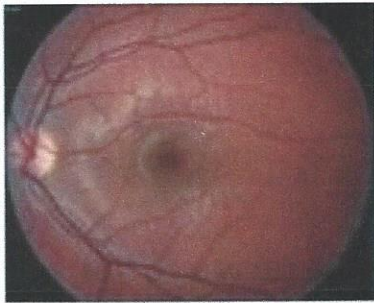
***Why should I have a Digital Fundus Exam?***

We are concerned about retinal problems such as Glaucoma, Macular Degeneration, Retinal Holes, Detachments, and Diabetic Retinopathy. All of these conditions can lead to partial loss of vision or blindness.

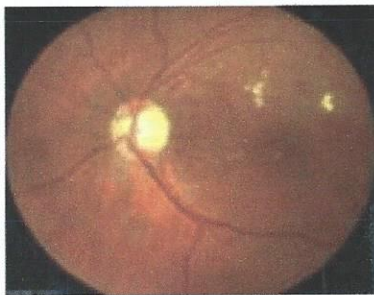
***Why should I have an OCT Exam?***

Diseases such as Glaucoma, Macular Degeneration, and Diabetic Retinopathy tend to progress without symptoms in early stages. Age is the primary factor. That is why it is vital to be tested for these conditions early with Cirrus HD OCT.

**NORMAL EYE**



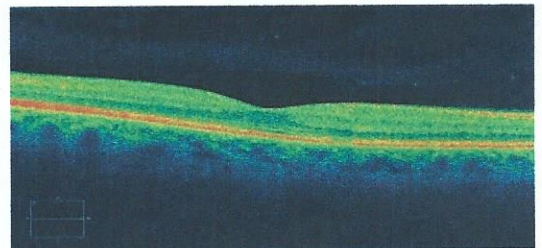
**DISEASED EYE**



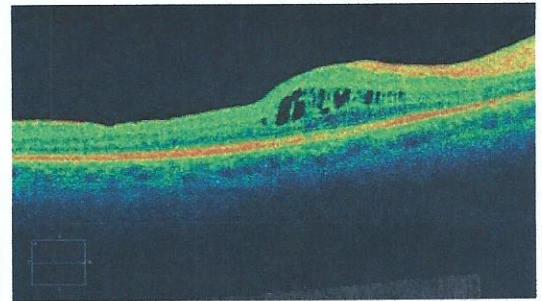
Insurance is designed to cover basic eye exams only. In most cases insurance does not cover screening procedures like Digital Fundus Photography or OCT. Our doctors recommend this screening for all patients and will perform Retinal Photography and OCT for an additional combined copay of

**\$39.00**

**NORMAL EYE**



**DISEASED EYE**



**PLEASE INITIAL**

\_\_\_\_\_ **YES**, I choose to get Retinal Photography and OCT as a part of my regular Eye Exam (**\$39** copay)

\_\_\_\_\_ **YES**, I will choose Retinal Photography (**\$25** copay) \_\_\_\_\_ **YES**, I will chose to get OCT (**\$25** copay)

\_\_\_\_\_ **NO**, I will decline any additional testing today. Relation to patient: \_\_\_\_\_

**PRINT NAME** \_\_\_\_\_

**DATE** \_\_\_\_\_